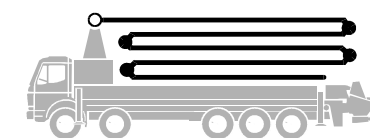


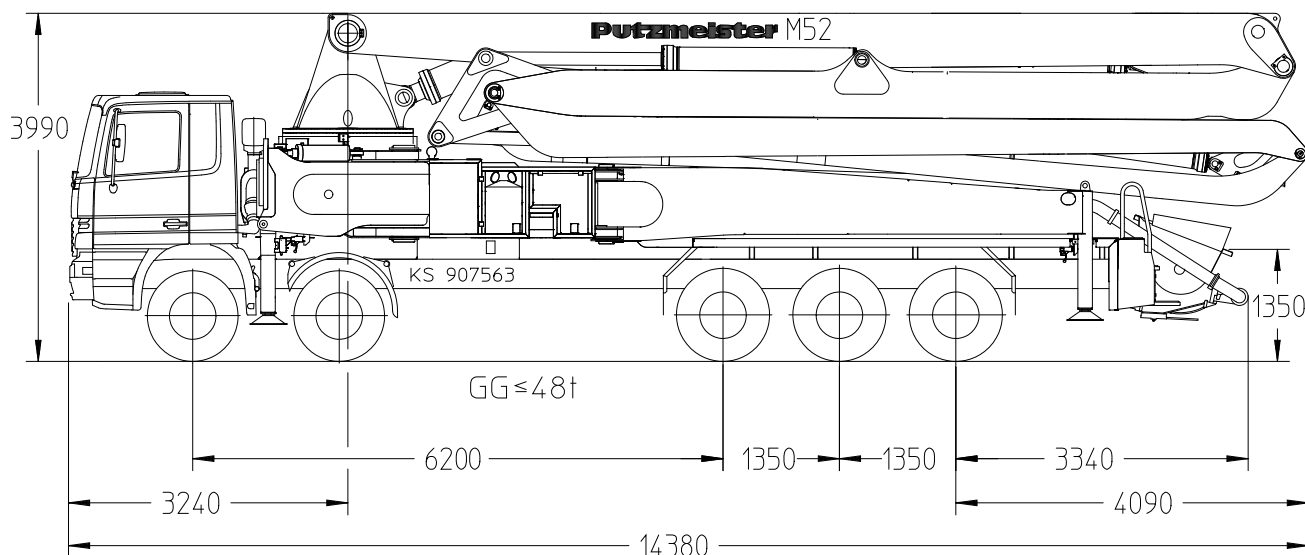
Truck-mounted concrete pump

BSF 52-5.16 H

Output up to 200 m³/h
Delivery pressure up to 130 bar*



.16 H LS
.20 H



Note: Serial version. Dimensions and weights depend on truck pump model and equipment.
Dimensions in mm, MB-Actros 5050 as example

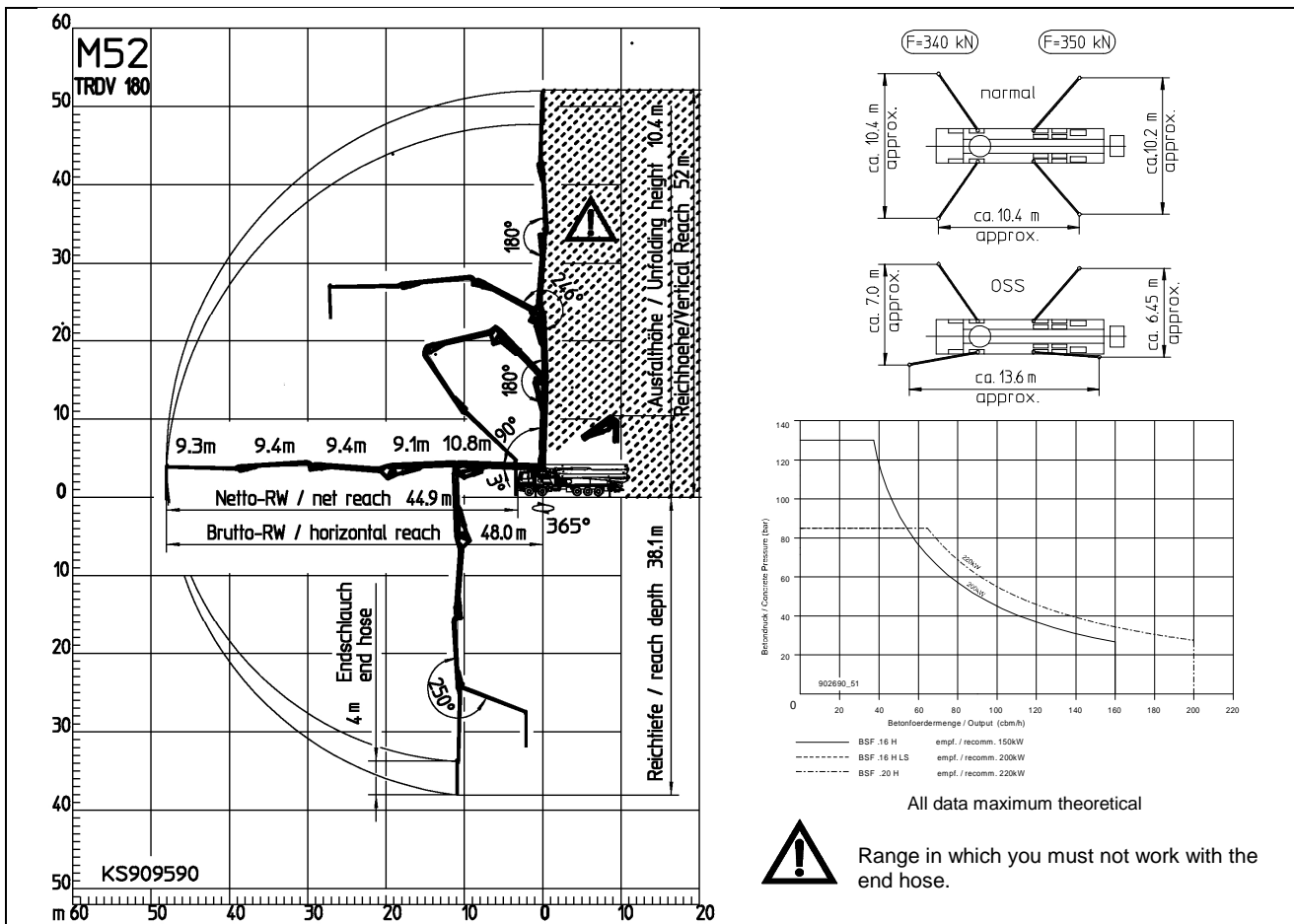
Technical Data

Boom M 52-5			
Sections			5
Reach height	m		52.0
Horizontal reach	gross	m	48.0
	net	m	44.9
Reach depth max.	m		38.1
Unfolding height	m		10.4
End hose length	m		4
Folding system			Z
Delivery line			DN 125

Pump		BSF	.16 H	.16H LS	.20 H
Rod side	Output	m ³ /h	160	-	-
	Delivery pressure	bar	85	-	-
	Strokes	1/min.	31	-	-
Piston side	Output	m ³ /h	108	160	200
	Delivery pressure	bar	130	85	85
	Strokes	1/min.	21	26	26
	Delivery cylinder	∅ mm	230	250	280
	Stroke	mm	2100	2100	2100

*) Delivery line boom max. 85 bar.
All data maximum theoretical.

Reach information diagram, Support, Performance diagram



Serial delivery scope

agitator and water pump radio remote/on site controlled

boom pedestal TRDV

boom rear light 24 V

cardan shaft maintenance free

central lubrication strip hopper

concrete hopper RS 900 with agitator

connection Diesel tanks

connections for hydraulic emergency supply

C pipe connection for filling water tank

delivery cylinder chrome plated

delivery line (2-layer) PM2520, arm assembly

delivery piston ‚compact‘ (16 H), single (16 H LS, 20 H)

diagnose interface

end hose 4,0 m DN 125 5,5"

Ergonic Graphic Display (EGD) with machine fault management

Ergonic Pump System (EPS) incl. Ergonic Output Control (EOC)

Ergonic Teleservice (ETS) only with EPS, without SIM card

flushing water pump 160 l/min 25 bar

hand working search light lighting hopper, detachable

hydraulic hose for replacement in hose pack

lighting modul control box

operating manuals 2xcert.(1xpaper, 1xCD-ROM) spare part list

OSS one side support

painting: pump MB 1227 chrome yellow

painting: arm assembly RAL 3020 signalred

pipe tray on support leg

platform non-skid

pump on/off dependent on speed

radio remote control proportional with display

remote control with 40m cable, without display

rubber collar on hopper

single piston

spectacle wear plate DURO 22

splash guard foldable

spray hose 10 m incl. bracket

S-transfer tube switchover fast/slow

support plates (4x) in magazine (2x) open

swivel support plates

Teleservice (ETS)

Tool set incl. standard equipment

towing eye

water supply, hopper (1/2")

water tank 600l left, diesel tank right side in support legs

See quotation for exact serial delivery scope.

Comprehensive range of options available on request.